

Shoalhaven Orchid Society Inc.



Cymbidium Shoalhaven 'Touch of Class'

PATRON

The Hon. Shelley Hancock

PRESIDENT

Louise Gannon

lougannon@bigpond.com

Ph 0419 241 177

VICE PRESIDENT

Sandra Ellis

pollyellis@outlook.com

SECRETARY

Francoise Sikora

fsfrancoise@gmail.com

TREASURER

Tom Gablonski

tom@gablonski.org

COMMITTEE

John Clancy, Ron Findlater,
Don Hogan, John
Harriman, Val Starling

EDITOR

Teresa Bourke

teebourke@outlook.com

AFFILIATED WITH

the Australian Orchid Council and the Orchid Society of N.S.W.

www.shoalhavenorchidsociety.org.au

Email:shoalhavenorchidsociety@gmail.com

PO Box 1022 Nowra NSW 2541



Shoalhaven Orchid Society Inc

November 2021

Me: I promise I will not spend more than \$50 on orchids

Cashier: That will be \$215.95

Me:



ATTENDANCE BOOK

Members and guests must sign the attendance book. This is required for insurance purposes.

If you don't sign, you're not covered.

SOCIETY INFORMATION

VENUE: BOMADERRY COMMUNITY CENTRE
17 BIRRILEY STREET, BOMADERRY.

NEXT MEETING -

Monday 15th November at 7:00pm

Meeting room is open at 6:30pm for setting up *

Benching to be **finished** by 7:00pm

Novice Corner 7:00pm-7:15pm

Popular Vote 7:15pm-7:30pm

Meeting commences 7:30pm

* Many hands make for a quick set up/pack up.



FROM THE EDITOR'S DESK

It's Over!



The strict restrictions that we have been living with for the past few months have finally been lifted.

We can look forward to our November meeting as it will be going ahead. YAY!

Just a reminder that you will still be required to wear a mask through the entire meeting and continue to practice social distancing.



Remember to bring your own cup!

PS: I was finally able to get a haircut!! Joy!

COVID RESTRICTIONS



As we look forward to returning to face-to-face meeting, there are a number of rules we have to adhere to:

1. Attendees must be **DOUBLE VAXXED** and show proof on entering the premise.
2. As well as signing the Attendance book, you must either sign the **COVID Register** or use the **QR code** which will be provided at the entrance.
3. Sanitise your hands with the hand sanitiser provided when you arrive.
4. Wear a mask throughout the meeting.
5. Maintain social distancing rules, i.e. 1.5mts
6. Entrance to the premise will not be permitted until set-up has been completed, so please be patient..
7. There will be a COVID Safety Plan available for members' convenience.
8. **If you are unwell, please do not attend.**

THE SHOALHAVEN ORCHID SOCIETY WILL MEET ON THE **THIRD MONDAY** OF THE MONTH at **7:00PM**
IN THE BOMADERRY COMMUNITY CENTRE, 17-19 BIRRILEY STREET, BOMADERRY.

The Shoalhaven Orchid Society disclaims any liability for losses which may be attributed to the use of any of the material mentioned in this newsletter.



PRESIDENT'S REPORT

I am looking forward to welcoming back members to our November meeting on the 15th November. It has been so long since we have been able to be together to talk orchids and enjoy each other's company. Of course, our meetings will have Covid restrictions which will be explained in this Newsletter.

We do not have a Guest Speaker, instead we are having a Question and Answer night. Members, please come prepared with a few orchid related questions that our Open members may be able to help you with. This meeting will be our last opportunity to gain benching points for this year. From the December meeting, new benching points will begin.

I would like to thank Teresa our Editor who has held our society's communication and orchid interest together by presenting to members a great Newsletter each month. It's through our Newsletters that we have been kept informed of current Society news, whilst enjoying members orchid photos and interesting stories.

Teresa recently told me that she will be stepping down from the Editor's role due to her work and family commitments. Teresa, we all sincerely thank you for your wonderful contribution in creating an informative newsletter each month.

I ask all members to please consider if you can help our society by taking on the Editor's role. I have heard from a number of members that their Sarcophilus orchids have flowered beautifully this year. Their lovely little compact flowers are always stunning, especially en masse. It was a shame that we were unable to have our October Show this year as they all would have made a beautiful display.

After 2 years of intermittent meetings due to Covid, our committee have decided to halve the cost of our membership fees for next year for our current members. Fees can start to be paid to our Treasurer Tom, at our November Meeting.

Like last year, our December meeting will be our Presentation and Christmas Night. Members are asked to please bring along a plate to share. Juice, plates etc will be supplied by our Society.

Looking forward to seeing you all.

Warm regards,
Louise



Current Life Members Shoalhaven Orchid Society

Mr Stuart Crowther - 1999
Mr Alan Stephenson - 1999
Mr Colin Marstin - 2007
Mr John Webb - 2009
Mrs Lynne Phelan - 2012
Mr Allan Taylor - 2014



NOVEMBER MEETING - QUESTION AND ANSWER NIGHT

Members, have you wondered about some aspect of orchid growing, what plants should I grow for my growing conditions, how often to water through the seasons of the year, starting an orchid collection, shadehouses/glasshouses, fertilizers, insect management, dendrobium beetles, growing Aust. Native orchids, sick plants ?

As we will not be having a Guest Speaker for our November meeting, it was decided to have a Q and A meeting instead. Bring your questions and if you have a sick plant that you want information about please bring in a sample or a few leaves in a **sealed bag** or perhaps a couple of close up photos of the plant.

Our Open growers will be only too pleased to help you .

NOVICE CORNER

John Clancy is our Novice Corner Coordinator. Members who have a cultural problem or any questions about their orchids are invited to speak to **John**. If it is not within John's area of expertise he will refer you to another grower who may be able to help. If there is a particular topic you would like to have covered in Novice Corner please feel free to contact John on 4443 9072 or email john.clancy50@me.com.

Supper While we are still operating under Covid 19 restrictions members should continue to bring their own cup/mug which you leave on the kitchen counter near the sign for the beverage of your choice – tea or coffee. The eats are provided by members on a voluntary basis and it seems to work if each member contributes a share plate to a few meetings each year.



RE POTTING TIME

Covid restrictions are easing and **SPRING** and the Re Potting Season is here **& there has been no shows to restock** now is the time to attend to your orchids' requirements.

Orchid Supplies by George and Mike
have all your potting needs!

Pots, baskets (mesh, slotted, Stanhopea), dishes, **water well pots**, **Pot hangers**, trays, **fertilisers**, pesticides, fungicides, Auxinome, stakes, clips, twist ties, cutters, watering systems, **tags**, **pens**, snail bait, bug strips, **bark**, coco chip, perlite, hydroponic balls, **media mix**, if it has to do with orchids we have it!

Anything you require to re pot or tidy up your orchids for the upcoming growing season call **George 0409 521 869** or **Mike 0407 553 693**.



PHIL HARRINGTON MEMORIAL TROPHY

As we have not been able to have our Orchid Shows this year our trophy in honour of member Phil Harrington for Best Fern and Foliage over our 3 shows will be held over till next year's shows.



MEMBERSHIP FEES

The Committee has decided, due to the COVID restrictions over the past two years, the number of meetings missed and all the cancelled shows that membership fees for 2022 will be halved. 2022 fees will be:

Singles - \$10

Family (same address) - \$15

Membership fees are due by **31st December**.

Fees can be directly deposited into the Society's bank account:

BSB - 062-585

Account No. - 10263191

Please reference your name so we know who has paid.

SHOW RAFFLE TICKETS



Members who took home small bundles of raffle tickets prior to our proposed 2021 Winter Show, could you please return them to our Treasurer Tom at our November Meeting along with any monies for safe keeping. Any sold tickets will be included in our next Show Raffle. Thank you.




Find us on
Facebook

Don't forget we have a Facebook page! This is a great way to showcase your orchids between meetings.

Let's face it, our beautiful orchids don't always make an appearance at the right time for meetings. Post your orchids on Facebook so we can all admire them.

Please note: Our Facebook page will remain private due to much unsolicited advertising being posted on public pages. We will, however, allow non society members to join our page after being vetted by the Administrators. Any unsolicited advertising will be removed and that person will be blocked.

October Show




Laelia jongheana x Slc. Tiny Titan
T. Bourke



Sarc. Amber **T. Bourke**



Growing Comp. Plant
Sarc. Elegance 'Super' x
Sarc. Sweetheart
'Speckles' **T. Bourke**



Cat. Julia 'Orange Diamond'
T. Bourke



Den. hercoglossum
F. Sikora



Den. Hanama Lake
F. Sikora



Sarc. Joyful **F. Sikora**



Sarc. Madge 'Poached Egg'
F. Sikora




Sarc. Sunny Days x Amber
'Daffodil' **F. Sikora**



(Rlc. Dal's Charm x Rth. Love
Sound) x C. Angel Flare 'Cynthia'
F. Sikora



Den. Thrysisflorum **D. Hogan**



Den. Mousmee **D. Hogan**



Vanda (Ascofinetia) Cherry
Blossom whole plant
L. Phelan



Sarc. Bewitched **L. Phelan**



Show Day Sarcs
L. Phelan



C. intermedia **L. Gannon**



Den. Thrysisflorum
L. Gannon



Lc. Aussie Sunset 'Cosmic Fire'
L. Gannon



Lc. Lady Veitch **L. Gannon**



Lc. Trick or Treat 'Orange
Beauty' x 'Orange Magic'
L. Gannon

Dealing With An Overgrown Cattleya

By Lynne Phelan

A novice grower recently noted that she would very much like to know how to divide and repot an overgrown cattleya so I decided to look on the internet to see whether there were any sites to which I could refer her.

I searched 'repotting an overgrown cattleya' and watched three YouTube videos: one of 14 minutes 25, the second 20 mins 15 and the third 30 mins 36. I could not recommend any of them. My main concerns were:

that two out of the three large plants were potted on although they consisted mostly of pseudobulbs that had already flowered and would not flower again. The third plant was divided but, again, none of the old pseudobulbs were removed and two huge divisions were jammed into one pot.

in all cases the repotted orchids were left with a mass of mostly old roots that were jammed into the pot. These were the roots from the old flowered pseudobulbs that will inevitably die and create a soggy mass in the new media. There was almost no space for new roots that will come from and support the new leads as they grow.

I didn't think I had a candidate for a demonstration but I noticed my overgrown *Laelia speciosa* was making new growths and they had new roots starting to emerge so it is clearly the right time to repot/divide this orchid. This orchid flowers from the new leads when they are quite immature so it is also in bud. Generally, the advice is not to interfere with an orchid that is flowering but the decision here is, "Do I sacrifice these flowers and repot at the optimum time or do I let it flower and then repot, risking the roots being broken or not taking to the new media thus endangering the longer term viability of the plant. To me this is a no brainer as I don't want to lose it and, as this one usually flowers twice a year, I won't have long to wait.

Picture 1: *Laelia speciosa*. It was last repotted in September 2019 and the info on the tag said it had good roots at that time.

Picture 2: This is a section of the plant showing two of the new growths and the tiny new root forming at the base of the new growth. It has about 8 new growths spread out around the pot.

Picture 3: Here it is out of the pot and the roots and media exposed. The roots do not look very healthy and the media which was bark and stones with diatomite is breaking down. Some of my orchids responded well to the addition of diatomite but the last lot I bought just dissolved and turned gummy in the pots so I stopped using it. This orchid clearly did not like it.


Picture 4: Remove all old media and separate the roots. I use a pointed wooden skewer to do this to loosen the roots and dislodge the old bark, etc. The better you separate the roots at this stage the easier it will be to divide the plant without further root damage. You can see quite a lot of leafless backbulbs on this plant. They will be removed as the divisions are tidied up.

Picture 5: At this stage it should be possible to see where the plant can be divided and this one has a line roughly through the middle of the plant so I firmly grasp each side taking care not to harm the new growths and gently tug and twist until the two pieces separate. If necessary you may have to cut through the rhizome but I prefer to break them if possible.

Picture 6 shows the two halves. Now I start to trim the dead and broken roots, cut off any old flower spikes and clean off any dry husks around the old pseudobulbs. This plant had two awkwardly placed small side sections which I removed; one has two new leads and the other has an eye which should develop into a new lead. Divisions should have at least 3-4 backbulbs along with the leading growth.

Picture 7: Here are the four divisions along with also two sets of three rootless backbulbs that I will put into some water to see whether they develop a new growth. As you can see, I have removed most of the roots but the new roots that will come from the new growths are what will sustain the plant.

Picture 8: Here are the 4 plants potted up along with the two lots of backbulbs. The two biggest plants have several new leads apiece. They still had their flowers on in this photo but these were removed before they were moved into the shadehouse so that all of the plant's energy could be devoted to growing some good sized pseudobulbs and lots of strong roots. They are potted in 9-12mm Orchidata bark with perlite into a pot just large enough to accommodate one or two years of new growths. Each one also has a sprinkle of slow release fertiliser and a tiny pinch of BugKilla to ward off any insect pests. They have been given a drink of Plant Starter and placed in a sheltered, shady position in the shadehouse. They will be kept just moist until the new roots establish.



Cattleyas are sympodial orchids which means they have a stem which is called a **rhizome** that grows close to the ground. From this low-growing stem sprout **pseudobulbs**, one growing from the base of the previous one so the last one will produce the next flowering growth. Some orchids have branching rhizomes so you can get multiple new growths but many just have a single lead. If a plant has a lot of spent pseudobulbs in the middle and some new leads on the outside then it is time to divide and get rid of the unproductive backbulbs to make more compact, productive plants.

THANK YOU TO OUR GENEROUS SPONSORS

We encourage you to support them.



BISHOPS
EVERYTHING FOR PLANTS & ANIMALS

WE STOCK AN EXTENSIVE PRODUCT RANGE FOR ALL YOUR ORCHID NEEDS

- ♂ Campbell's Orchid Fertilizer
- ♂ Clear Phalaenopsis Pots
- ♂ White and Coloured Labels
- ♂ Range of Orchid Growing Media... AND MORE!

Take advantage of your VIP Customer Pricing
PHONE FOR DELIVERY OR VISIT US AT 21 BELLEVUE ST, SOUTH NOWRA
Ph: 4423 2359 Fax: 4423 7180



BAKEHOUSE
Delights

110 SHOP 6 KALANDAR ST EAST NOWRA NSW 2541
PH 02 44223438 FAX 02 44223869



Apia

Rewarding experience

SHOALHAVEN ZOO



What's on at a Glance

COMMITTEE MEETINGS 2021

2nd March 2021	3rd August 2021
6th April 2021	7th September 2021
4th May 2021	5th October 2021
1st June 2021	2nd November 2021
6th July 2021	7th December 2021

GENERAL MEETINGS 2021

15th November
20th December

Society T-Shirts



Society shirts are available again. We have obtained some samples for sizing that members will be able to view, once we are able to have a meeting again. They will need to be ordered on-line as the Embroidery Shack no longer has a shop front.



WISH LIST

Looking for a special plant??

Email Teresa (email address front page) with
Your Name, Phone number & plant name
and I will add it to our newsletter.

2021 GROWING COMPETITION

Please try to find and bring your growing competition plant each month. If you keep them grouped together with a distinctive coloured label it makes them easy to find. Let's give Lawrie a bit of competition this year!

November - Sarc. Elegance 'Super' x Sarc. Sweetheart 'Speckles'

December - TBA



SALES TABLE

A reminder to members that **all** sales must go through the sales table. The society's commission on sales is a small but important part of our revenue raising and a way our members can help



WISH LIST



Teresa Bourke - Cym. Wallamura Ninja'
- lowianum Concolor

John Clarke - Den. Schoeninnum (*pencil orchid*)



Books! Books! Books!

Our society has many great books for you to borrow!!

Speak to **Robin Gunter** who would be delighted to help you

IS YOUR ORCHID COLLECTION COMPLETE?

Is there a particular orchid you are trying to find and own?

Do you want to know more about the culture and care of your favourite orchid? Let me know and I will try and source the information for you from experienced grower!



Tall Leek orchid spotted South Pacific heathland walk in Ulladulla.